

# Title VI Youth Services Newsletter

May 2025

## What is Title VI

The Title VI grant is funded to provide a “unique and culturally related” educational experience while ensuring that “Indian students gain knowledge and understanding of Native communities, languages, Tribal histories, traditions, and cultures” and that school leaders and staff who serve Indian students are able to provide them “culturally appropriate and effective instruction”.

Aligning with the CTUIR Education Department mission and goals, Title VI focuses on learning literacy (pinášuk<sup>w</sup>at) by connecting the students with their ancestral past through methods that are based in Tribal traditions

The Youth Services team strives to provide the support our students need to succeed by making sure they and families are connected to necessary resources, receiving academic assistance, and are participating in Indigenous Ways of Knowing, with the goal of increasing graduation rates and preparing students for economic sovereignty.

## Qualifications

If your student, yourself, or a grandparent is an enrolled member of a Federally Recognized Tribe or Band or if your student is a descendant of a parent or grandparent who meets these requirements, your student qualifies.

A 506 form needs to be completely filled out and returned to your respective Indian Education Coordinator, the school’s front desk, or the Title VI Youth Services Manager. Use the QR code below to access a fillable 506 form:



 SCAN ME



# UPCOMING EVENTS

## Reminders

- Supaman Assembly NCS: 5/5
- Hatchery Field Trip Sunridge (Indian Ed students): 5/14
- Hatchery Field Trip Sherwood/Mckay (506 students): 5/22
- PSD/PRSD/AWSD NO SCHOOL: 5/26
- PHS Senior Last Day: 5/29
- NCS Senior Last Day: 5/28
- AWSD Senior Last Day: 5/29
- PR Senior Last Day: 5/30
- AWSD Graduation: 5/31
- PHS Graduation: 6/1
- NCS Graduation: 6/6

# Internet Safety.

## BE AWARE OF THE RISKS!

The internet can be an incredibly dangerous place for youth. If youth and families are unaware of the dangers and how to navigate the internet safely, children can be exploited, targeted by adults, exposed to inappropriate content, photos and videos can be shared and misused, and contact information such as

addresses can be unknowingly given to predators.

It is incredibly important that parents are aware of these dangers so they can monitor their children's internet use and know exactly what to look for. Below are resources that you can take advantage of to make sure your child stays safe on the internet.

### Get reviews for your student's apps!



This site will tell you what age the app is appropriate for, provides actual parent reviews, and what parents need to know about the app!



### Find out the 30 most dangerous apps for your children



This site will give you information on apps that you should be wary about and why.

SCAN ME

### Parent Guides from ConnectSafely



Check out parents guides to Instagram, TikTok, Snapchat, Roblox, Discord, and many others! A family guide to parental controls is also included.

SCAN ME

### How to talk about internet safety on social media



Check out these awesome resources to help you talk about safety on social media.

SCAN ME

**PARENTS' GUIDE TO SMARTPHONE SAFETY**

**SMART OR SCARY?**

Smartphones are essentially little computers, so you might be a little worried when handing one over to your child. Take some time to understand the risks and implement a few safeguards so that you can help your child use smartphones safely.

#### THE RISKS

- CYBERBULLYING**  
With the constant connectivity of smartphones, your child may be more susceptible to cyberbullying or have more opportunities to cyberbully others.
- GEOLOCATION**  
A GPS-enabled smartphone can reveal your child's location through online posts and uploaded photos.
- INAPPROPRIATE CONTENT**  
With smartphones, your child has mobile access to content you may consider inappropriate, such as pornography or violent videos.
- SEXTING**  
Your child may use the Internet and social apps to send, receive, or forward revealing photos.
- VIRUSES & MALWARE**  
Just like a computer, a smartphone is vulnerable to security attacks if your child accesses unsecured websites and apps.

#### 5 WAYS TO BE SMARTER THAN THE SMARTPHONE!

- 1. Be a parent and a resource.**  
Establish clear guidelines, including time limits and consequences for inappropriate behavior, but be open so your child will come to you with any problems.
- 2. Set up smart security.**  
Smartphones today include a variety of security mechanisms including fingerprint scans, facial recognition and password locks. Enable these to protect access to the phone as well as apps with sensitive data.
- 3. Update the operating system.**  
New versions often contain important security fixes.
- 4. Approve apps before they are downloaded.**  
Make sure you understand their capabilities and approve their content.
- 5. Understand location services.**  
GPS features are useful when using maps, but you'll want to disable location-tagging when your child posts anything online.

For more resources visit [MissingKids.org/NetSmartz/Resources](https://MissingKids.org/NetSmartz/Resources)

Copyright © 2012-2019 National Center for Missing & Exploited Children. All rights reserved.

**NetSmartz**

A program of the  
NATIONAL CENTER FOR  
MISSING &  
EXPLOITED CHILDREN



# PROTECTING YOUR KIDS ONLINE 2.0

## CONNECT

### Set some ground rules.

Establish clear guidelines like what types of sites kids can visit, apps they can download, and when they can have access to electronics. Consider "blackout" periods that require disconnection.

### Research before you buy.

It's important to learn about a device's capabilities before you buy. Will it allow unknown people to communicate with my child? Will this allow children to make unchecked purchases?

### Go beyond safeguards.

Installing monitoring software doesn't guarantee your child will be safe online. Time, attention and active conversation are the best tools to protect them.

### REPORT!

If your kids are dealing with cyberbullies or potential online enticement, report it to the website, cell phone provider, law enforcement or [CyberTipline.org](http://CyberTipline.org)

## LEARN

### Know the platforms.

Online enticement happens across all platforms, so be aware of the sites, games and apps your children frequent. Ask them to show you how they use them.

### Be proactive.

Teach your kids to spot common tricks used by online offenders. In NCMEC CyberTipline reports, the most common tactics used to entice a child online were:

- Engaging the child in sexual conversation/roleplay as a grooming method.
- Directly asking the child for sexually explicit images of themselves, or offering to mutually exchange images.
- Developing a rapport with the child through compliments and other supportive behaviors such as "liking" their online posts.
- Sending unprompted sexually explicit images of themselves.
- Pretending to be younger.
- Offering incentives for explicit content.

### Spot the Red Flags.

A child who is experiencing online enticement may be:

- Spending increasing time online.
- Getting upset when he or she is not allowed on their device.
- Taking extra steps to conceal what they are doing online.
- Receiving gifts from people you don't know.

## ENGAGE

### Talk about it!

Your kids might not tell you everything, but ask anyway. Regular conversations about safety can go a long way in increasing trust and communication.

### Get involved.

Challenge them to a duel. If you have kids who like to play online games, ask if you can play, too. When you respect their interests, they're more likely to respect your rules.

### Don't pull the plug.

Taking away internet access because they may have made mistakes online doesn't solve the problem. Talk to them about protecting themselves and respecting others online.

# NetSmartz®


For more resources, visit [MissingKids.org/NetSmartz](http://MissingKids.org/NetSmartz)

Copyright © 2010-2019 National Center for Missing & Exploited Children. All rights reserved.



# 2025 YOUTH SERVICES SUMMER SCHOOL

## Information and Updates!



### ELIGIBILITY

This year, Title VI is striving for a more academically effective summer school experience. To meet that goal, changes to the submission criteria have been made to ensure that all students who need extra support can obtain that through targeted instruction that addresses grade-level expectations to a consistent student body throughout the 4-week summer school period.

Therefore, the 2025 Youth Services Summer School admissions is based on teacher recommendation and state assessment scores, and eligibility is limited to students who will not be attending other summer programs, including Culture Camp.

These changes allow us to maximize academic impact and serve students with the greatest instructional need. Further, our amazing teachers and partners will be better equipped to deliver effective group instruction, as students will be working within similar learning levels.

We are excited to bring back Whitman College faculty and Starbase Reese to provide students with fun hands-on STEM workshops! More information about Summer School will be provided in the application.

Applications will be provided to specific families based on the mentioned criteria and will begin to go out on May 19<sup>th</sup>. The application deadline is **June 11<sup>th</sup>**.

Dates: June 16<sup>th</sup> - July 14<sup>th</sup>

Times: 8:00am - 12:00pm

Location: Washington Elementary School

#### **Morning Tribal Route**

7:06 First Student Bus Lot  
7:23 Whirlwind  
7:25 Short Mile @ Cedar  
7:28 Nixy Old Gym/Afterschool  
7:31 Lucky 7 Trailer Park  
7:33 Nixyaawii Community School  
7:42 Riverview Trailer Court  
7:50 Washington Elementary

#### **Afternoon Tribal Route**

11:41 First Student Bus Lot  
11:50 Washington Elementary  
12:05 Washington Elementary  
12:07 Riverview Trailer Court  
12:19 Nixyaawii Community School  
12:24 Mission Rd @ Whirlwind Dr.  
12:26 Short Mile Rd @ Cedar St.  
12:28 Nixy Old Gym/Afterschool  
12:31 Lucky 7 Trailer Park

#### **Morning In Town Route**

7:44 Carden before 14th @  
25MPH sign  
7:46 Lincoln School  
7:50 Washington Elementary  
School

#### **Afternoon In Town Route**

11:55 First Student Bus Lot  
12:05 Washington Elementary  
School  
12:11 Sherwood Heights  
Elementary  
12:18 Carden Before 14<sup>th</sup> @ 25  
MPH Sign  
12:19 Lincoln Primary School

Bus routes subject to change as needed.


**For questions, please reach out to Kendall Rosario at [kendallrosario@ctuir.org](mailto:kendallrosario@ctuir.org) or 541-429-7887**

# 2025 Summer Youth EMPLOYMENT

## 2025 Summer Youth Employment Program

**WE ARE  
ACCEPTING  
APPLICATIONS**

 Program Dates: July 1 – August 15, 2025

 Open to enrolled tribal youth

 Limited spots available – Apply early!

**APPLY TODAY!**

**APPLICATION DEADLINE:  
MAY 31, 2025**




Send your complete application packet to  
our email: [ctuirsummeryouth@ctuir.org](mailto:ctuirsummeryouth@ctuir.org)

The Summer Youth Employment Program is designed to prepare high school Tribal students ages 14-18 to gain valuable job skills, explore career paths, and contribute to their community.



Scan the QR code to download the application or visit our website:  
<https://ctuir.org/departments/education/higher-education-vocational-training/>



For questions, contact us by email at [ctuirsummeryouth@ctuir.org](mailto:ctuirsummeryouth@ctuir.org), or by phone at 541.429.7819



*Please Join Us  
for the*

2025 CTUIR

*Graduation  
Celebration!*



**JUNE 23 | 2025 | 12PM - 2PM**

NEC Commons: 46251 Naxš Wínataš,  
Pendleton, OR 97801

Light refreshments will be provided



# Student Shout Outs



## LOKAA TSO

Lokaa Tso, student at Weston McEwen, has worked with the IEC daily to get caught up and increase his grades to be eligible for track. In Union, out of 15+ schools, he placed first in long and triple jump!



## WYATT

Wyatt, student at PELC, is a hard worker and a kind friend. His dedication, effort, and kindness make our class (and school) a better place





# Title VI Needs Assessment Survey



## WHY IS IT IMPORTANT TO COMPLETE?

The Title VI Needs Assessment Survey helps:

- Assess current program performance
- Identify the specific services and resources that students and families need
- Ensures that the program is formatted to make the biggest impact
- Identify areas of improvement based on real input by the target population
- Determine where resources will be most effectively allocated
- Facilitate evidence-based decision-making
- Ensure involvement of families and community members in the program development process
- To collect baseline data



Complete the survey to enter into a virtual raffle! **Note: including your email/contact information on the survey is required to enter the raffle. Otherwise, you do not have to include your contact information.** Raffle items include a camp cook supply basket and a home necessities basket! The two raffle winners will be chosen once the number of survey responses reaches 50.



Use the QR code below to take the survey and enter the raffle!

**Enter  
to Win**

