

YELLOWHAWK COVID-19 CASES

DEATHS

HOSPITALIZATIONS

YELLOWHAWK TESTING RESULTS

Total Cases Confirmed Presumptive

Deaths

Hospitalizations

Total Tests

Positive

Negative

NEW
THIS
WEEK

1

1

0

0

0

50

1

49

ALL
TIME
TOTAL

83

82

1

1

5

1321

75

1246

REGIONAL COVID-19 CASES

COVID-19 Cases by State

Percent change represents the change in total COVID-19 cases from the previous week.

STATE	POPULATION	TOTAL CASES	PERCENT CHANGE
Oregon	4236400	36116	6.66%
Washington	7614893	91918	4.31%

MONITORING METRICS

METRIC	TARGET	WEEKLY RESULT
New cases on the UIR in the last 7 days	5% or less	- 66.67% ✓
Cases contacted within 24 hours over last 7 days	95% or more	100% ✓
Positive test results in last 14 days	8% or less	5.17% ✓
Cases not traced to a known source in last 7 days	30% or less	0% ✓
Hospitalizations over the last 21 days	5 or less	0 ✓

Virus Spread by County

New cases are confirmed and presumptive positives reported within the last two weeks.

Rates are expressed per 10,000 residents.

COUNTY	POPULATION	NEW CASES	RATE
Morrow County	12680	36	28.4
Umatilla County	81160	200	24.6
Benton County	204390	267	13.1
Walla Walla County	60760	63	10.4
Baker County	16820	15	8.9
Union County	26840	10	3.7
Grant County	7360	1	1.4
Columbia County	4059	0	0.0



YELLOWHAWK COVID-19 CASES | ISOLATION STATUS

Total Cases Active Recovered

83

2

80

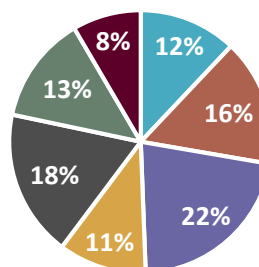
Total cases include 1 COVID-19 death.

Yellowhawk's COVID-19 cases include confirmed and presumptive cases of tribal members who reside on the UIR and tribal members who reside in Umatilla County and elect to have Yellowhawk manage their case.

AGE DISTRIBUTION OF YELLOWHAWK COVID-19 CASES

COVID-19 CASES BY AGE

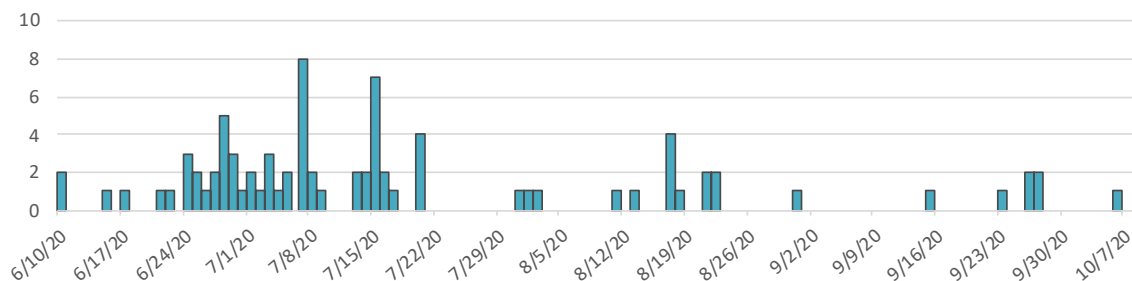
- Under 15
- 15 - 24 years
- 25 - 34 years
- 35 - 44 years
- 45 - 54 years
- 55 - 70 years
- Above 70



AGE GROUP	CASES	PERCENT
Under 15	10	12%
15 - 24 years	13	16%
25 - 34 years	18	22%
35 - 44 years	9	11%
45 - 54 years	15	18%
55 - 70 years	11	13%
Above 70	7	8%

EPIDEMIC CURVE OF YELLOWHAWK COVID-19 CASES

DATE OF ILLNESS ONSET



This chart shows the onset date of symptoms for COVID-19 cases managed by Yellowhawk. When a case is asymptomatic, their onset date is calculated as 2 days before they were tested.

YELLOWHAWK COVID-19 CONTACTS | QUARANTINE STATUS

Total Contacts Active Completed

128

10

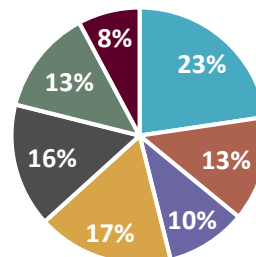
118

Yellowhawk's COVID-19 contacts include tribal members who reside on the UIR and tribal members who reside in Umatilla County and elect to have Yellowhawk conduct their follow-up.

AGE DISTRIBUTION OF YELLOWHAWK COVID-19 CONTACTS

COVID-19 CONTACTS BY AGE

- Under 15
- 15 - 24 years
- 25 - 34 years
- 35 - 44 years
- 45 - 54 years
- 55 - 70 years
- Above 70



AGE GROUP	CONTACTS	PERCENT
Under 15	29	23%
15 - 24 years	17	13%
25 - 34 years	13	10%
35 - 44 years	22	17%
45 - 54 years	20	16%
55 - 70 years	17	13%
Above 70	10	8%

