

I-84 Exit 216 Eastbound Closure - Level 2

Local Traffic Only on eastbound freeway from Exit 216 to La Grande

OR 204 IS NOT A VIABLE DETOUR ROUTE FOR FREEWAY TRAFFIC, ESPECIALLY IN WINTERTIME.

EXIT 216 TRAFFIC SORTING AREA DURING EASTBOUND FREEWAY CLOSURES.

See attached for Exit 216 traffic sorting details, truck parking info, and more.





EXIT 216 LEVEL 2 EASTBOUND CLOSURE

LOCAL TRAFFIC ONLY ON I-84 EASTBOUND FROM EXIT 216 TO LA GRANDE.

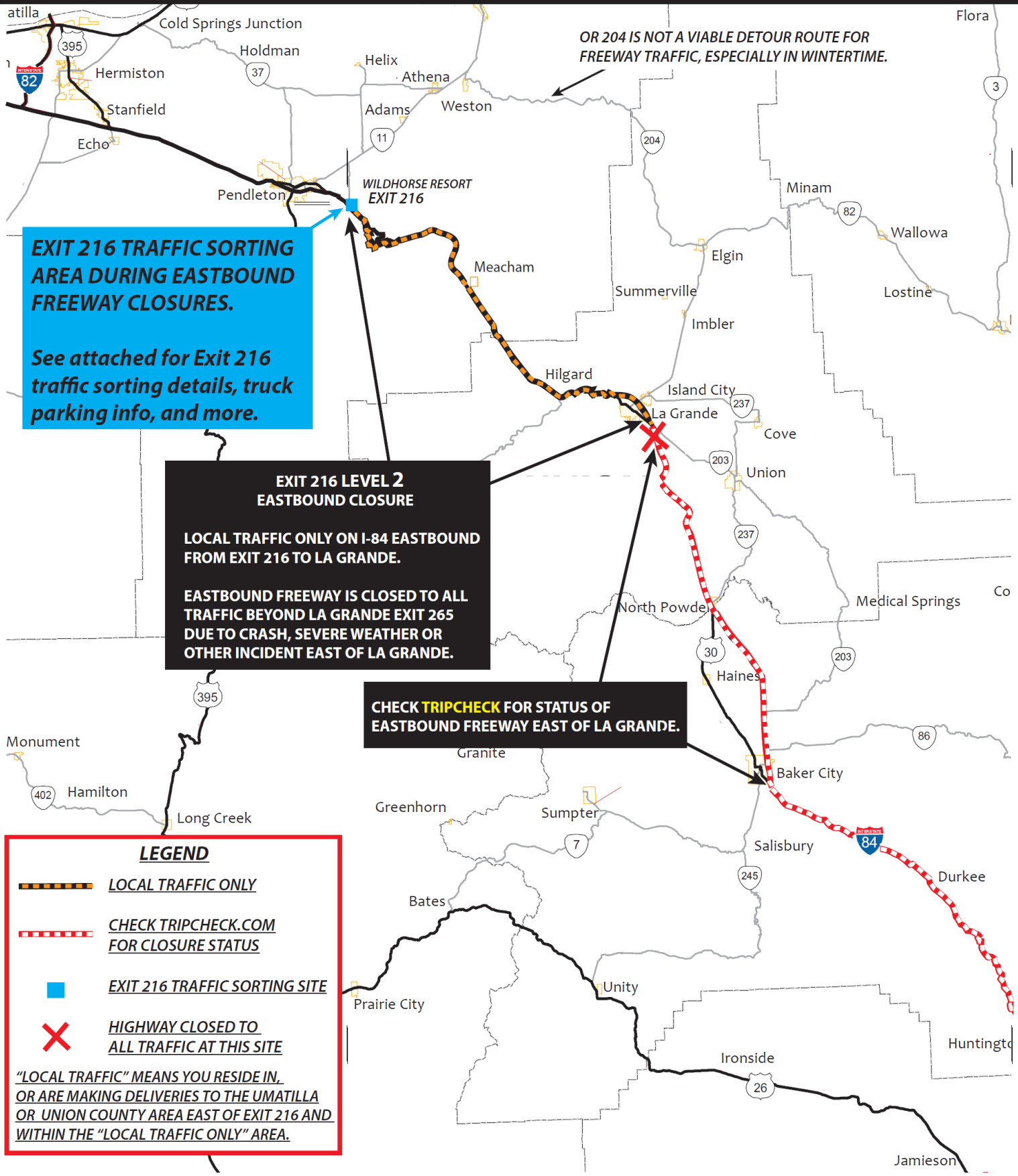
EASTBOUND FREEWAY IS CLOSED TO ALL TRAFFIC BEYOND LA GRANDE EXIT 265 DUE TO CRASH, SEVERE WEATHER OR OTHER INCIDENT EAST OF LA GRANDE.

CHECK **TRIPCHECK** FOR STATUS OF EASTBOUND FREEWAY EAST OF LA GRANDE.

LEGEND

-  LOCAL TRAFFIC ONLY
-  CHECK TRIPCHECK.COM FOR CLOSURE STATUS
-  EXIT 216 TRAFFIC SORTING SITE
-  HIGHWAY CLOSED TO ALL TRAFFIC AT THIS SITE

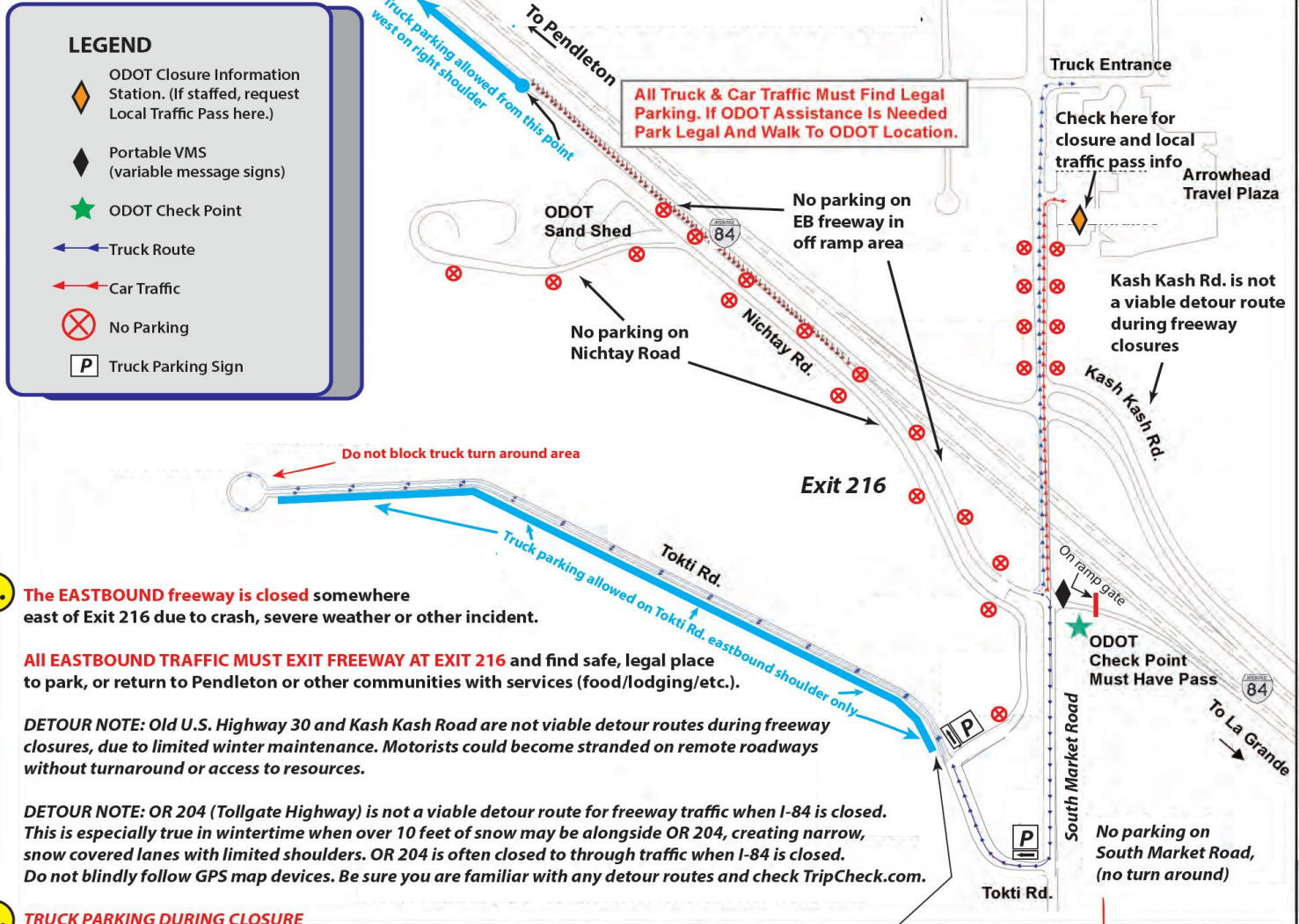
"LOCAL TRAFFIC" MEANS YOU RESIDE IN, OR ARE MAKING DELIVERIES TO THE UMATILLA OR UNION COUNTY AREA EAST OF EXIT 216 AND WITHIN THE "LOCAL TRAFFIC ONLY" AREA.



I-84 EXIT 216 EASTBOUND TRAFFIC SORTING DIAGRAM

Eastbound Closure - Level 2

Local Traffic Only from Exit 216 to La Grande



1. The EASTBOUND freeway is closed somewhere east of Exit 216 due to crash, severe weather or other incident.

All EASTBOUND TRAFFIC MUST EXIT FREEWAY AT EXIT 216 and find safe, legal place to park, or return to Pendleton or other communities with services (food/lodging/etc.).

DETOUR NOTE: Old U.S. Highway 30 and Kash Kash Road are not viable detour routes during freeway closures, due to limited winter maintenance. Motorists could become stranded on remote roadways without turnaround or access to resources.

DETOUR NOTE: OR 204 (Tollgate Highway) is not a viable detour route for freeway traffic when I-84 is closed. This is especially true in wintertime when over 10 feet of snow may be alongside OR 204, creating narrow, snow covered lanes with limited shoulders. OR 204 is often closed to through traffic when I-84 is closed. Do not blindly follow GPS map devices. Be sure you are familiar with any detour routes and check TripCheck.com.

2. TRUCK PARKING DURING CLOSURE

- A. Limited truck parking is available at the end of Tokti Road and on the eastbound solder of Tokti Road.
- B. If no more truck parking is available on Tokti Road, at Arrowhead Travel Plaza, or Wildhouse Resort/Casino use Exit 216 interchange to get back onto Westbound freeway (towards Pendleton), then take Exit 210. From Exit 210 get back on Eastbound freeway to park on RIGHT shoulder, then wait until Eastbound freeway opens. Do not park on freeway lanes.

TRUCK PARKING NOTE: No truck parking along South Market Road (no truck turnaround south of Tokti Road).

3. LOCAL TRAFFIC* DETOUR ON I-84 BEYOND EXIT 216

Depending on road/weather conditions, location of incident blocking freeway and resources available, some local traffic MAY be allowed back onto short sections of I-84 EASTBOUND freeway to get home or make local deliveries. This will typically be limited to no further than Baker City (closure level 1), La Grande (closure level 2), or Meacham (closure level 3) depending on several closure factors. Closure level 4 is complete closure and NO traffic will be allowed east of Exit 216. **Specific closure level information is on attached map.**

* **LOCAL TRAFFIC** means you reside in, or are making deliveries to the area listed on attached LEVEL 1, 2 or 3 closure map.

Specific freeway access info will be shared at the ODOT Information Station at Arrowhead Travel Plaza. Information may also be posted on TripCheck.com as "more information" under the Exit 216 closure alert (click the Exit 216 closure icon on TripCheck).

1. Check for "local" freeway access at the ODOT information station at the Arrowhead Travel Plaza. You will be required to show proof of residency, or local freight delivery location.
2. If allowed to continue on I-84 Eastbound, you will be given a temporary pass to show at the Exit 216 Eastbound on ramp checkpoint .
3. Once you have a pass, drive to the Exit 216 Eastbound on ramp checkpoint and show your pass. The checkpoint staff will open the barrier and let you on the Eastbound freeway. If there is no one at the Arrowhead Travel Plaza ODOT Information Station, show proof of residency or local freight delivery to Exit 216 checkpoint staff. Please **do not go to checkpoint if you are not "local traffic"**, as it causes congestion and safety issues.

4. ROAD CLOSURE STATUS CAN CHANGE AT ANY TIME. ALWAYS CHECK TRIPCHECK.COM FOR CURRENT ROAD/WEATHER CONDITIONS.